

JUMBO FERRY GUIDE BOOK

～ Welcome to our happy cruising on the Inland Sea of Japan. ～

This guide book is as of October 2016. Please confirm the information such as the latest fares and timetable by telephone or on our latest official website. Especially, at around February or around July every year, our ships go into dockyard for a periodical inspection (which lasts about 10 days) one by one. So if you would board on then, please be careful about the changes of timetable and temporary suspension of services.

Welcome to our Jumbo Ferry. We link **Kobe** (City of Hyogo-pref.) to **Shodoshima** (Island of the Inland Sea) in about 3 hours, link **Kobe** to **Takamatsu** (City of Kagawa-pref.) in about 4 hours or 4hours 30 minutes , and link **Shodoshima to Takamatsu** in about 1 hours.

It is the most economical transportation from **Kansai Area** (Kyoto/Shiga/Osaka/Nara/Hyogo) to **Shikoku**. Splendid scenery from on board, such as beautiful islands of the Inland Sea, "Seto", Akashi-Kaikyo Bridge, and the million-dollar night view of the city of Kobe, will color your trip as wonderful memories. All our crews and staff are waiting for your boarding heartily.

Weekdays Timetable (平日ダイヤ)

(except for weekdays of Golden Week, Bon-festival, Year-end and New Year season)

Weekdays Timetable (except for weekdays of particular periods)											
Kobe → Shodoshima → Takamatsu					Takamatsu → Shodoshima → Kobe						
	Dep.	-----	Arr. / Dep.	-----	Arr.		Dep.	-----	Arr. / Dep.	-----	Arr.
1	01:00	→		→	05:15		01:00	→		→	05:15
			07:30	←							
2	06:00	→	09:20 / 09:20	→	10:45		06:15	→	07:30 / 07:30	→	11:00
3	13:30	→	16:50 / 16:50	→	18:15		14:00	→	15:15 / 15:15	→	18:45
4	19:45	→		→	24:00		19:15	→	20:30 / 20:30	→	24:00

Weekends and Holidays Timetable (土休日ダイヤ)

(including weekdays of Golden Week, Bon-festival, Year-end and New Year season)

Applicable dates

- All Saturdays, all Sundays and all national holidays
- Weekdays of Golden Week (the period from about the last week of April to about first week of May)
- Weekdays of Bon-festival (the period around August 15th)
- Weekdays of Year-end and New year season

The exact dates of Golden Week, Bon-festival, and Year-end and New Year season are variable each years, so please confirm our official website.

Weekends and Holidays Timetable (including weekdays of particular periods)											
Kobe → Shodoshima → Takamatsu					Takamatsu → Shodoshima → Kobe						
	Dep.	-----	Arr. / Dep.	-----	Arr.		Dep.	-----	Arr. / Dep.	-----	Arr.
1	01:00	→		→	05:15		01:00	→		→	05:15
			07:15	←							
2	08:00*	→	11:20* / 11:20*	→	12:45*		06:00	→	07:15 / 07:15	→	10:40
3	11:20*	→	14:40* / 14:40*	→	16:05*		14:00	→	15:15 / 15:15	→	18:40
4	19:20*	→	22:40* / 22:40*	→	24:05		16:30*	→	17:45* / 17:45*	→	21:00*
			(05:15*)	←					(24:05)	←	22:40*
											05:15*

Fare table for the section of Kobe – Shodoshima (神戸—小豆島の料金表)

(The fare for a ferry service via Takamatsu port is the same as for a direct ferry service.)

A round trip ticket is available for two week from the date of issuing.

Fare Table <Kobe - Shodoshima>		
Passenger on foot, (徒歩客) Rider of Bike (二輪ライダー)	Car + a driver, (車+運転手) Bike (二輪)	Passenger on Car / Bike (except for a driver / rider)
<p>Adult: One way ¥ 1,990 Round trip ¥ 3,790</p> <p>Child (under 12): One way ¥ 990 Round trip ¥ 1,890</p> <p>Child (1–5): One is free per one adult. *[It is necessary to pay, for more than two children (1-5) per one adult, as same as child under 12.]</p> <p>Child (0): free</p> <p>Additional Fee of Saturdays, Sundays and National holidays: Above prices Adult +¥300,Child (6-12)+150 (Be applied to each services of some days at Golden Week, Bon-festival, and Year-end and New year season and so on.)</p> <p>Additional Fee of Overnight Services: Above prices Adult + ¥300,Child (6-12)+150 (Be applied to each overnight services.)</p> <p>In a case of Round trip, each Additional Fees are applied to only going, not applied to coming.</p>	<p>Ordinary car(Futsu-sha) with one driver One way ¥ 5,990 + bunker surcharge Round trip ¥ 11,980 + bunker surcharge</p> <p>Compact car(K-jidosha) with one driver One way ¥ 4,990 + bunker surcharge Round trip ¥ 9,980 + bunker surcharge</p> <p>Bunker Surcharge: Variable from ¥0 to ¥500</p> <p>Additional Fee of Saturdays, Sundays and National holidays: Above prices Adult+ ¥300,Child (6-12)+150</p> <p>Additional Fee Overnight Services: Above prices Adult+ ¥300,Child (6-12)+150</p> <p>In a case of Round trip, each Additional Fees are applied to only going, not applied to coming.</p> <p>-----</p> <p>Motorcycle (over 126cc) without a rider One way ¥ 2,000 Round trip ¥4,000</p> <p>Motorcycle (under 125cc) without a rider One way ¥ 1,500 Round trip ¥ 3,000</p> <p>Bicycle without a rider One way ¥ 500 Round trip ¥ 1,000</p>	<p>Same as the fare of Passenger on foot.</p>

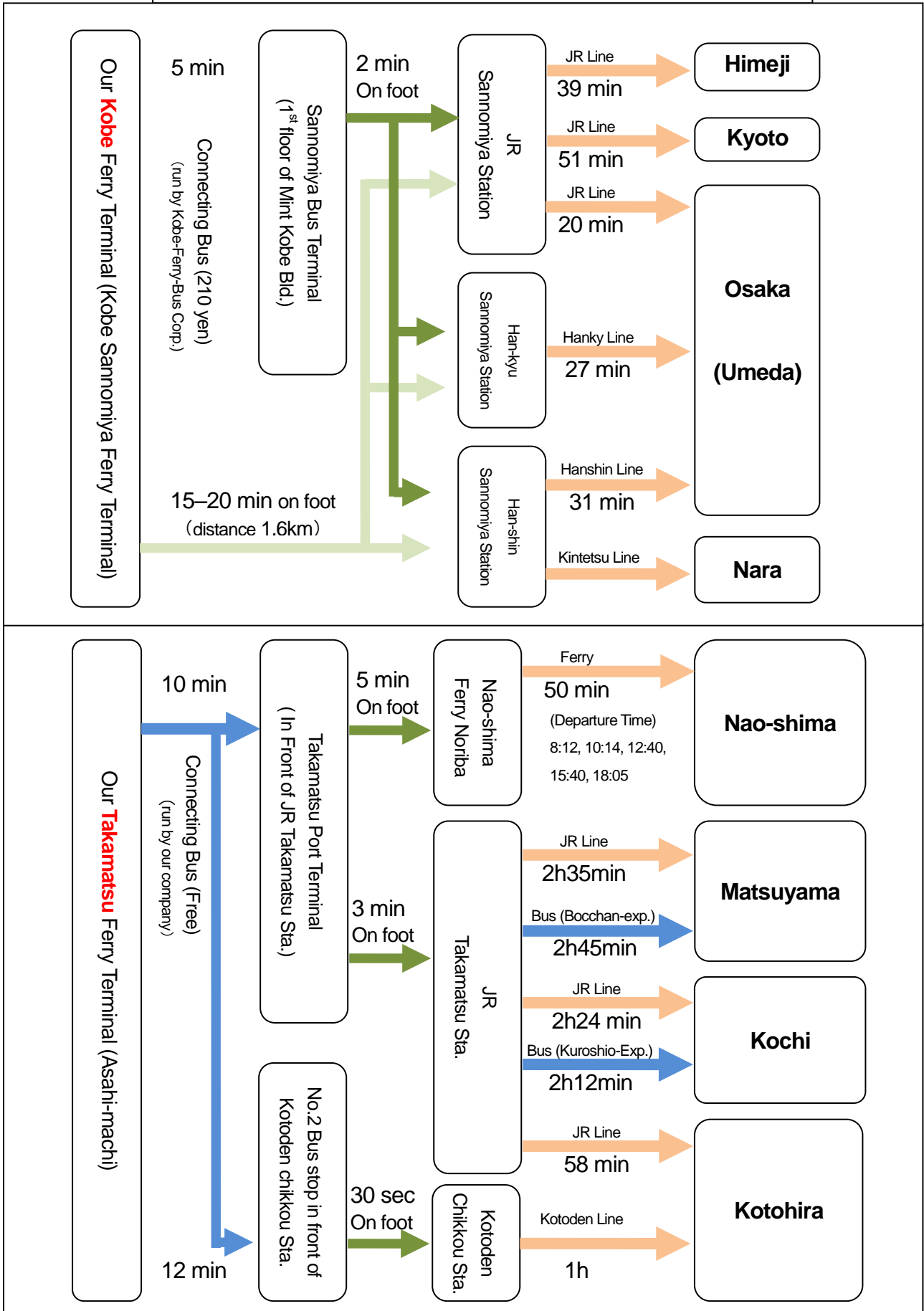
Fare Table < Sleeping compartments or Reserved seats > (追加料金)	
Sleeping compartments (シングル個室)	Reserved seats (予約席)
<p>Sleeping compartments are prepared only for Overnight Service (the 1st service, departure at am1:00 or at 22:40).</p> <p>Single room (for 1 person): +¥ 2,000 *not including passenger fare</p> <p>It is possible to make a reservation in advance. Making a reservation by phone is accepted only in Japanese language.(087-811-6688) If available, It is possible to use the sleeping compartments without a reservation in advance.</p>	<p>It is possible to make a reservation for the seats only for each service at Weekends and Holidays Timetable.</p> <p>1person : +¥1,000 *not including passenger fare</p> <p>It is necessary to make a reservation in advance. Making a reservation by phone is accepted only in Japanese language.(087-811-6688)</p>

Fare Table <Kobe-Takamatsu >		
Passenger on foot, (徒歩客) Rider of Bike (二輪ライダー)	Car + a driver, (車+運転手) Bike (二輪)	Passenger on Car / Bike (except for a driver / rider)
<p>Adult: One way ¥ 1,990 Round trip ¥ 3,390</p> <p>Child (6-11): One way ¥ 990 Round trip ¥ 1,690</p> <p>Child (1-5): One is free per one adult.*[It is necessary to pay, for more than two children (1-5) per one adult, as same as child under 12 .]</p> <p>Child (0): free</p> <p>Additional Fee of Saturdays, Sundays and National holidays: Above prices Adult + ¥300, Child (6-12)+150</p> <p>(Be applied to each services of some days at Golden Week, Bon-festival, and Year-end and New year season and so on.)</p> <p>Additional Fee of Overnight Services: Above prices Adult + ¥300, Child (6-12)+150</p> <p>(Be applied to each overnight services.)</p> <p>In a case of Round trip, each Additional Fees are applied to only going, not applied to coming.</p>	<p>Ordinary car(Futsu-sha) with one driver One way ¥ 4,990 + bunker surcharge Round trip ¥ 9,980 + bunker surcharge</p> <p>Compact car(K-jidosha) with one driver One way ¥ 4,490 + bunker surcharge Round trip ¥ 8,980 + bunker surcharge</p> <p>Bunker Surcharge: Variable from ¥0 to ¥500</p> <p>Additional Fee of Saturdays, Sundays and National holidays: Above prices Adult+ ¥300, Child (6-12)+150</p> <p>Additional Fee Overnight Services: Above prices Adult+ ¥300, Child (6-12)+150</p> <p>In a case of Round trip, each Additional Fees are applied to only going, not applied to coming.</p> <hr/> <p>Motorcycle (over 126cc) without a rider One way ¥ 2,000 Round trip ¥4,000</p> <p>Motorcycle (under 125cc) without a rider One way ¥ 1,500 Round trip ¥ 3,000</p> <p>Bicycle without a rider One way ¥ 500 Round trip ¥ 1,000</p>	<p>Adult: One way ¥ 1,490 Round trip ¥ 2,980</p> <p>Child (6-11): One way ¥ 740 Round trip ¥ 1,480</p> <p>Child (1-5): One is free per one adult.*[It is necessary to pay, for more than two children (1-5) per one adult, as same as child under 12 .]</p> <p>Child (0): free</p> <p>Additional Fee of Saturdays, Sundays and National holidays: Above prices Adult + 300, Child (6-12)+150</p> <p>Additional Fee Overnight Services: Above prices Adult + ¥300, Child (6-12)+150</p> <p>In a case of Round trip, each Additional Fees are applied to only going, not applied to coming.</p>

Fare Table < Sleeping compartments or Reserved seats > (追加料金)	
Sleeping compartments (シングル個室)	Reserved seats (予約席)
<p>Sleeping compartments are prepared only for Overnight Service (the 1st. service, departure at am1:00 or at 22:40).</p> <p>Single room (for 1 person): +¥ 2,000 *not including passenger fare</p> <p>It is possible to make a reservation in advance. Making a reservation by phone is accepted only in Japanese language.(087-811-6688) If available, It is possible to use the sleeping compartments without a reservation in advance.</p>	<p>It is possible to make a reservation for the seats only for each service at Weekends and Holidays Timetable except for the 1st. and 2nd. service from Takamatsu.</p> <p>1person : +¥1,000 *not including passenger fare</p> <p>It is necessary to make a reservation in advance. Making a reservation by phone is accepted only in Japanese language.(087-811-6688)</p>

Fare Table <Shodoshima-Takamatsu > (小豆島—高松の運賃)		
Passenger on foot, (徒歩客) Rider of Bike (二輪ライダー)	Car + a driver, (車+運転手) Bike (二輪)	Passenger on Car / Bike (except for a driver / rider)
<p>Adult: One way ¥ 690 Round trip ¥ 1,380</p> <p>Child (under 12): One way ¥ 340 Round trip ¥ 680</p> <p>Child (1–5): One is free per one adult. *It is necessary to pay, for more than two children (1-5) per one adult, as same as child under 12 .</p> <p>Child (0): free</p>	<p>Ordinary car(Futsu-sha) with one driver One way ¥ 4,990, Round trip ¥ 4,990 (coming ¥0 campaign)</p> <p>Compact car(K-jidosha) with one driver One way ¥ 3,990, Round trip ¥ 3,990 (coming ¥0 campaign)</p> <p>-----</p> <p>Motorcycle (over 126cc) without a rider One way ¥ 1,300 Round trip ¥2,600</p> <p>Motorcycle (under 125cc) without a rider One way ¥ 800 Round trip ¥ 1,600</p> <p>Bicycle without a rider One way ¥ 500 Round trip ¥ 1,000</p>	<p>Same as the fare of Passenger on foot.</p>

Time & Fare from our Ferry Terminal to Major Stations



“Time” written in the table above is all estimated approximate time including time for connection. It is recommended to inquire about the required exact time of each facilities for travel.

1. Reservation (ご予約について)

【Boarding on foot and on your bicycle】(徒歩の方)

- Except for a few busy services in specified periods, it is unnecessary to make a reservation when boarding on foot and on your bicycle. It is possible to board in order of the row at the boarding entrance of the terminal building. But, a few busy services in the specified periods, it is necessary to make a reservation.

【Boarding in your car】(お車の方)

- It is possible to make a reservation by telephone or internet only when boarding in your car.
TEL: 087-811-6688 or 078-327-3322
WEB: For Shodoshima www.shodoshima-ferry.co.jp/web-yoyaku.html
For Takamatsu www.ferry.co.jp/ticket05.htm
 - Usually, it is possible to board smoothly without a reservation in your car.
 - Especially at the crowded periods (referring below), **it is highly recommended to make a reservation in advance, because the cars with reservations have the order of priority to get on board.**
 - Making a reservation makes sure for your car to get on board, but not promise to secure your seats in the guest rooms. The seats of the guest rooms are all unreserved. (Excluding sleeping compartments prepared to redeye, and reserved seats prepared only on the days of Weekends and Holidays Timetable.)

【Sleeping Compartments, and Reserved Seats】(夜行便のシングル個室、土休日ダイヤ時の予約席)

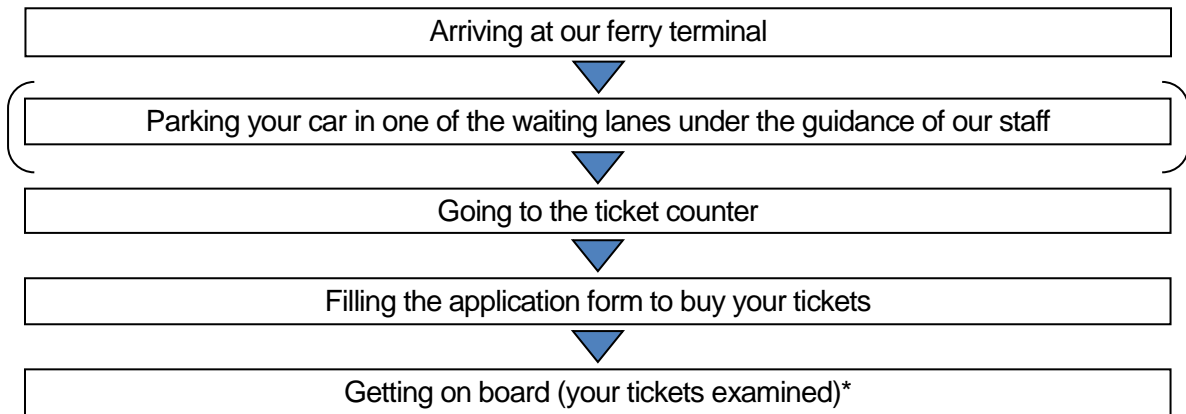
- Sleeping compartments are prepared only for redeye (the 1st service, departure at am1:00), are not for use at the 2nd service — the 4th service. It is possible to make an application for the use of the sleeping compartments at the ticket counter of Kobe Terminal and of Takamatsu Terminal. You could make a reservation by telephone (Only Takamatsu-office 087-811-6688), and might be possible to use the sleeping compartments without a reservation in advance.
- Reserved seats are prepared only for each service of Weekends and Holidays Timetable. Not prepared for the services of Weekdays Timetable.
- It is necessary to make a reservation in advance for reserved seats. Making a reservation by phone (087-811-6688) is accepted only in Japanese language.

2. Crowded periods (混雑期について)

- Every service on weekdays and each service except for redeye on weekends are not crowded.
- However, please note that it might be crowded in the guest rooms in some of our ferry services at the following periods.
 - **Successive holidays(3day holidays)** (三連休)
The 1st and the 2nd services from **Kobe** on the first and the second day, and the 3rd services from **Takamatsu** on the second and the last day
 - **Golden Week** (ゴールデンウィーク)
The 1st and the 2nd services from **Kobe** on the first day of the 'Golden Week' holidays, and the 1st and the 3rd services from **Takamatsu, Shodoshima** on the last and the second last days of the Golden Week.
 - **Summer Vacation(July20~Aug.31)...**Only about Kobe - Shodoshima Route (夏休み)
The 2nd service from **Kobe**, and the 3rd service from **Shodoshima** in Summer Vacation.
 - **Bon Festival** (お盆)
The 1st and 2nd service from **Kobe** on the first half of the 'Bon Festival' holidays, and the 3rd service from **Takamatsu, Shodoshima** on the latter half of the 'Bon Festival' holidays
 - **MONSTER Bash** (an annual open air rock festival in Shikoku, usually held on Sat. and Sun. toward the end of Aug.) (モンスターバッシュ)
The 1st service from **Kobe** of the both days, and the 4th service from **Takamatsu** of the first day and the 1st and 4th service from **Takamatsu** of the second day
 - **Year-end and New Year season** (年末・年始)
The services from **Kobe** of the next day of the closing of the public offices at the year-end,

and the services from **Takamatsu** on the last day of the New Year holidays

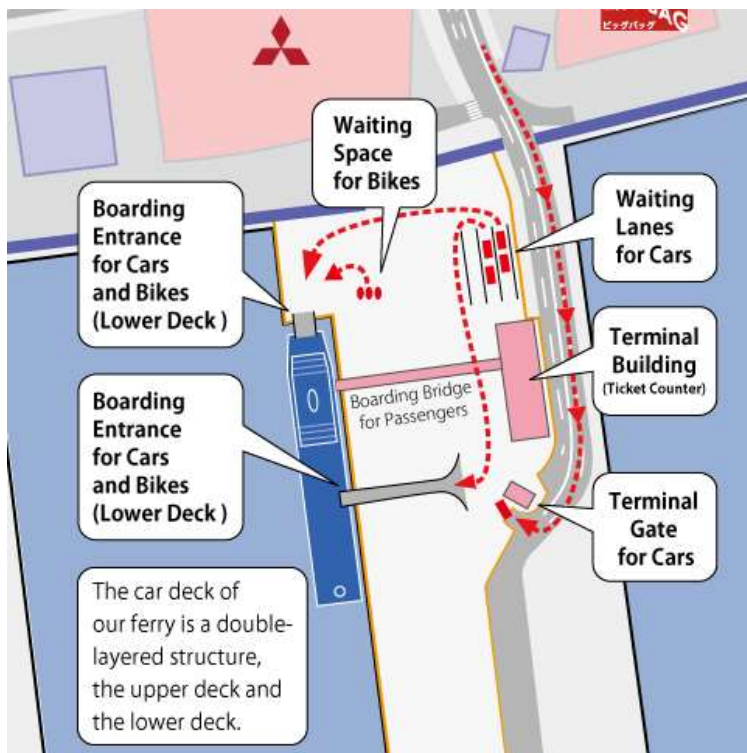
3. Getting on board (乗船の流れ)



* Usually, boarding starts 30 minutes before the departure time. It is possible for the passengers boarding on foot to wait in the waiting room. It is suggested for the passengers in your cars to wait in your cars.

4. Your arrival time at our Ferry Terminal (フェリーのりばへの到着時間)

The map of Kobe Terminal



【 Usually 】(通常期)

-It is recommended to arrive at our Ferry Terminal 30 minutes before the service you are going to get on board in order to board smoothly.(Usually, boarding starts about 30 minutes before the ferry leaves port.)

【 Crowded periods 】(混雑期)

- It is highly recommended to arrive at our Ferry Terminal **as early as possible** because the ticket counter would be often crowded.

- Like ordinary periods, the passengers on foot will get on board in order of lining up at the boarding entrance of the terminal building.

- It should be noted that the cars with reservations usually get on board prior to the cars without reservations. It should be

acknowledged in advance that it sometimes occurs that without a reservation, your car must wait to get on board until all the cars with reservations have boarded, even if your car has arrived at our Ferry Terminal before the cars with reservations.

【 Connecting buses 】(連絡バス)

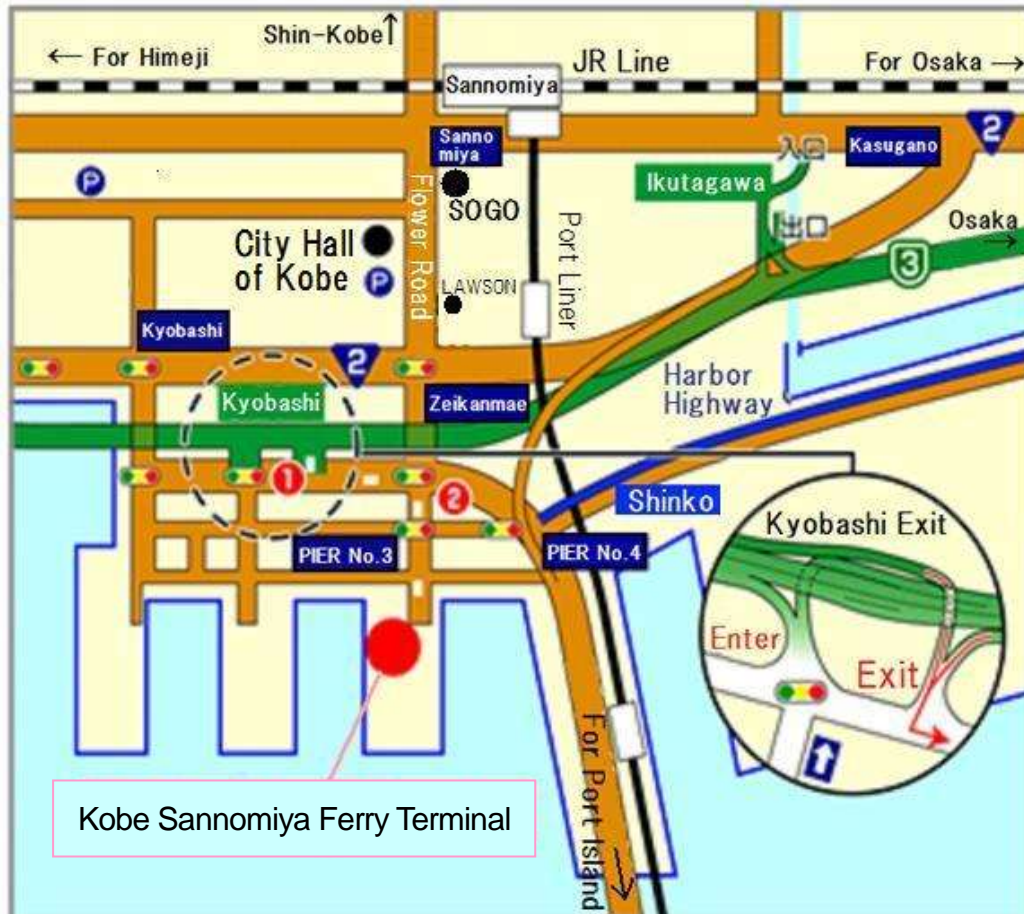
- It is sure that you can get on board if you take the connecting buses (Kobe) or our free courtesy buses (Takamatsu).

7. For the passengers boarding from Kobe (神戸からご乗船のお客様へ)

(1) Access to our Kobe Ferry Terminal (神戸のりばへのアクセス)

- Our Kobe Ferry Terminal is at the Kobe Sannomiya Ferry Terminal (PIER No.3).
Address: Shinko-cho 3-7, Chuo-ku, Kobe-shi Telephone: 078-327-3322 (Japanese)

1) For the passengers boarding in your car, and on your motorcycle (車両でご乗船の方へ)



(a) In the case you use the **Hanshin Expressway Route No. 3(Kobe Route)**

- ✓ Please drive out onto the national road through the **Kyobashi Exit**, and turn left at the T character intersection that you see soon after the exit. Soon after that, please take the right-hand lane.
- ✓ Please turn right at the first intersection (Zeikanhonchomae, Front of the Customhouse) which is about 200 meters ahead.
- ✓ Please drive straight and you will arrive at our Ferry Terminal.

(b) In the case you use the **Hanshin Expressway Route No. 5(Wangan Route)**

- ✓ Please take the right-hand lane after passing the Fukaehama Exit.
- ✓ Please take the right-hand way of the fork at the Uozakihama, again take the right-hand way of the next fork, and enter the **Harbor Highway**.
- ✓ Please drive on the right-hand lane for a while, and after passing the Maya Exit take the left-hand lane.
- ✓ Please drive out onto the national road through the **Shinko Exit**, and drive diagonally into the right-hand way at the first intersection soon after the exit, **Daiyontottei(Pier No. 4) intersection**.
- ✓ Please turn left at the second intersection, the **Daisantottei (Pier No. 3) intersection**.
- ✓ Please drive straight and you will arrive at our Ferry Terminal.

(c) In the case you use the **national road (Route No. 2)** from the Osaka district

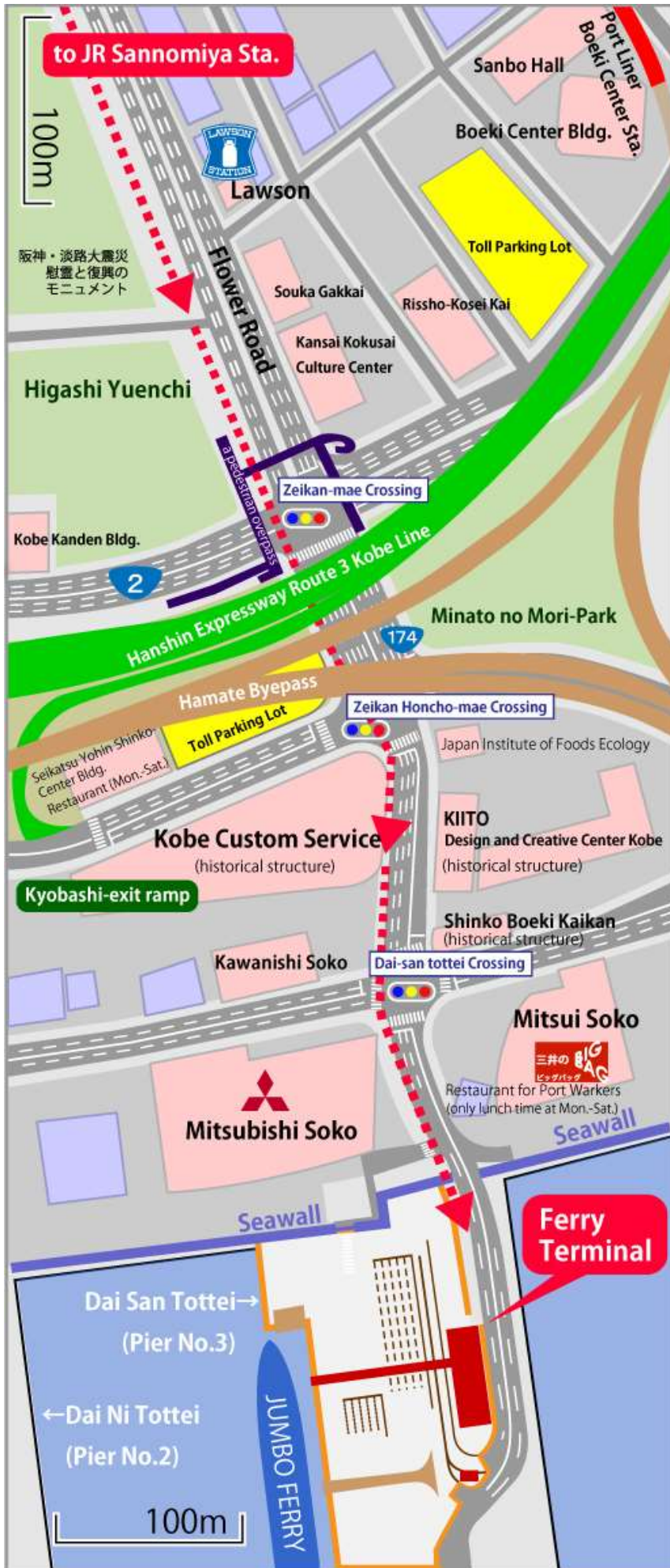
- ✓ Please pass the Kasugano intersection and drive straight.
*The Route No. 2 turns in the left-hand at the Kasugano intersection. It is easy to lose your way if you turn left at the Kasugano intersection, so drive straight and drive for the JR Sannomiya Station.
- ✓ Please turn left at the **Sannomiya intersection** in front of the JR Sannomiya Station.

2) For the passengers using the public transportation (徒歩でご乗船の方へ)



(a) Arriving on foot (徒歩の場合)

- ✓ From the Hanshin Sannomiya Station, it takes about 15 minutes. Both from the JR Sannomiya Station and the Hankyu Sannomiya Station, it takes about 20 minutes.
- ✓ Soon after leaving each station, please walk for the Kobe City Hall along the Flower Road.
- ✓ After passing the Kobe City Hall, please walk straight in the south (In the direction opposite to the station) along the Flower Road.
- ✓ Before long, you will see the slope of the pedestrian bridge. Please walk up on the slope and cross the Route No.2, and walk straight a little more, then you will arrive at our Ferry Terminal.



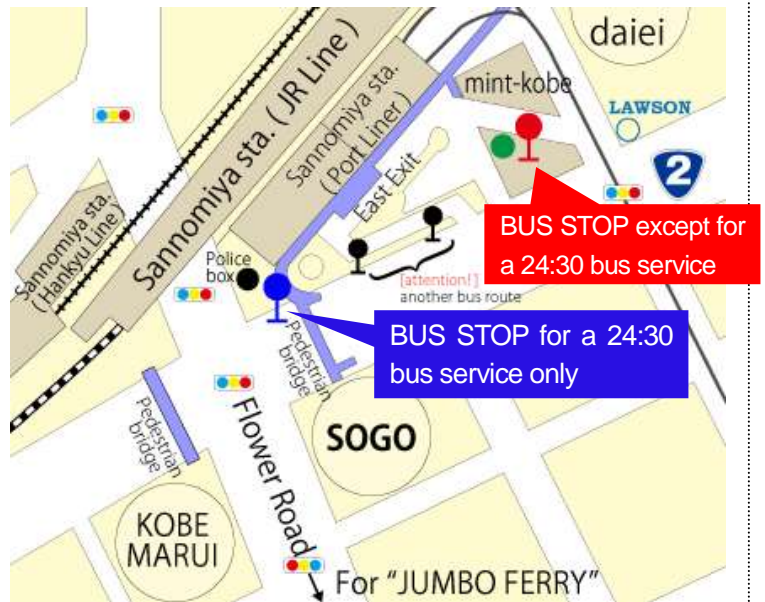
(b) Taking the connecting buses (連絡バス利用の場合)

- ✓ There run connecting buses managed by the Kobe Ferry Bus Corp. between in front of JR Sannomiya Station and our Ferry Terminal.
- ✓ The Bus stop is No.6 in the Sannomiya Bus Terminal on the 1st floor of Mint Kobe Bld. in the south-east of JR Sannomiya Station.

The highway buses for Takamatsu also leave No.6 bus stop. Please note that you do not make a mistake to take a highway bus for Takamatsu.

- ✓ The fare of the connecting bus is 210 yen per person. Please pay in cash when getting off the bus. There is a charge box in the front of the bus, so please put your change into it.

Please note that there is no ticket for the connecting buses. Please don't try to get a bus ticket at the ticket counter in the Bus Terminal, where they sell the tickets for highway buses. Please pay in cash in the connecting bus.



The BUS STOP **except for a 24:30** bus service is No.6 bus stop of the Sannomiya Bus Terminal.



The connecting buses for our Ferry Terminal leave No.6 bus stop in the Sannomiya Bus Terminal on the first floor of Mint Kobe Bld., which lies in the south-east of the Central Exit of the JR Sannomiya Station.

From the south- side of the Chuo Exit of the JR Sannomiya Station, please walk in the left-hand(east-side) about 80meters passing the open space in front of the JR Sannomiya Station.

Please take the connecting bus for the "Jumbo Ferry" Terminal at No.6 bus stop. Please note that you do not make a mistake to take a highway bus for Takamatsu, which also leaves No.6 bus stop.

The BUS STOP **for a 24:30** bus service is "Sannomiya Eki-mae Bus-Tei" under the pedestrian bridge.



✓ The timetable of the connecting buses is as follows. (バス時刻)

《Weekdays Timetable》 (平日ダイヤ)

- ① Bus connecting with the 1st service(01:00)----Leaving the Bus Terminal at 23:30 / **24:30 ***
- ② Bus connecting with the 2nd service(6:00)----Leaving the Bus Terminal at 5:45
- ③ Buses connecting with the 3rd service(13:30)----Leaving the Bus Terminal at 12:25 / 13:00
- ④ Buses connecting with the 4th service(19:45)----Leaving the Bus Terminal at 18:20 / 19:00
- (① Bus connecting with the 1st service(01:00)----Leaving the Bus Terminal at 23:30 / **24:30 ***)

《Weekends and Holidays Timetable》 (土休日ダイヤ)

- ① Bus connecting with the 1st service(**01:00**)----Leaving the Bus Terminal at 23:30 / **24:30 ***
- ② Bus connecting with the 2nd service(**8:00**)----Leaving the Bus Terminal at **6:55 / 7:30**
- ③ Buses connecting with the 3rd service(**11:20**)----Leaving the Bus Terminal at **10:00 / 10:35**
- ④ Buses connecting with the 4th service(**19:20**)----Leaving the Bus Terminal at 18:20 / **19:00**
- (① Bus connecting with the 1st service(**01:00**)----Leaving the Bus Terminal at 23:30 / **24:30 ***)

* [ATTENTION] The bus stop for a 24:30 bus service is different from the bus stop for another services.

(2)Guide of our Kobe Jumbo Ferry Terminal (神戸のりばのご案内)

➤ Our Kobe Ferry Terminal is at the Kobe Sannomiya Ferry Terminal.

Address: Shinko-cho 3-7,Chuo-ku, Kobe-shi


Telephone: 078-327-3322

* This Terminal is public facilities operated by the Kobe Ferry Center Corp., so that, all of the staff here belongs to this corporation, not to Jumbo-Ferry Co. Ltd.

* This Terminal is common with Miyazaki-Car-Ferry bound for Miyazaki.

[The Terminal Gate for Cars and Trucks]

If you arrive at our terminal in your car, please park your car in one of the waiting lanes under the guidance of the staff at the terminal gate seen in the photograph below.



[Kobe Sannomiya Ferry Terminal]



Ticket Counter at 1st floor



Toilet for Physically Handicapped at 1st floor



Nursing Rooms for Babies 2nd floor



Waiting Room at 2nd floor



Boarding Bridge for passenger on foot at 2nd floor



Elevator from 1st floor to 3rd floor



Observation Deck at 3rd floor

(3)Buying your tickets (きっぷの購入)

- It is possible to buy your tickets at the ticket counter about one hour before your boarding of each service. (In the Crowded periods,the ticket counter is open earlier than one hour before boarding.)
- There are some discount plans, such as Jumbo Ferry & Foot Bus mutually usable tickets and tickets with a rent-a-car. Please check our official website, and choose your ticket according to your trip plan.

1) For the passengers boarding on foot (歩いてご乗船の方)

- ① Please fill in the application form (=boarding list) at the ticket counter on the 1st floor.
 - * Please write down your "Name", "Age" and "Sex". Especially, please write down the ages of children" correctly.
 - * For the passengers who have the return trip tickets, the commutation tickets or Jumbo Ferry & Foot Bus mutually usable tickets, it is not necessary to fill in the application form. It is not necessary for them to go to the ticket counter. Please go straight up to the 2nd floor and get on board through the boarding entrance.
- ② Please hand in the application form to one of the clerks at the ticket counter, and buy your tickets.

2) For the passengers boarding in your car and on your motorcycle. (車両でご乗船の方)

- ① Please park in one of the waiting lanes under the guidance of our staff at the terminal entrance gate.
- ② Please go to the ticket counter in the terminal building with your automobile inspection certificate.
 - * If you have a return ticket, it is not necessary to the ticket counter. Please just wait in your car.
- ③ Please fill in the application form (= boarding list) at the ticket counter on the 1st floor of the terminal building.
 - * Please write down your "address", your "name", and "the age of your children" correctly. Please fill in "the license plate number" and "the kind" of your car, and "the engine displacement" of your motorcycle correctly.
 - * If you have a return ticket, it is not necessary to fill in the application form. Please just wait in your car.

If you could print out the next page (a Boarding application form), please fill in that one and bring it our ticket counter. You could buy tickets more smoothly.

※ 車両 + 人の場合は車 1 台ごとに、人のみの場合は 1 グループごとに、まとめてご記入ください。

ジャンボフェリー 乗船申込書

Boarding application form

当社記入欄

現金 クレジット クーポン その他 ()

申込み時の注意事項

① 危険物・ペットについて

- ・ 車両既設の燃料タンク以外に燃料油を搭載した車は、法令により乗船できません。
- ・ 客室内には燃料油等の危険物の持ち込みはできません。
- ・ 客室内にはゲージに入れないペットの持ち込みはできません。

② 妊婦の方や体調が優れない方へ

- ・ 36 週を迎えた妊婦の方や容態が急変する病状の方は、ご乗船できません。
- ・ 船内には医師は乗船しておらず、医療設備もございません。
- ・ 緊急事態の発生から、陸上の医療機関までの搬送に「数時間以上」かかる場合があります。

③ 改造車等について

- ・ 改造車等の「低床の自動車」の取扱いはできません。きっぷ購入後もお断りする場合があります。

④ 遅延について

- ・ 時刻表の発着時刻は、「見込み」です。気象・海象の影響により大幅に遅れる場合もございます。
- ・ 他の交通機関への乗継ぎは保証しておりません。

私は上記の注意事項をよく読んで、乗船を申し込みます。

行き先 Destination	<input type="checkbox"/> 高松 行き for Takamatsu	<input type="checkbox"/> 小豆島 行き for Shodoshima	左 詰 め 記 入	【予約番号】 Reservation No.	[] [] [] [] [] [] [] [] [] [] [] []							
種別 Foot / Vehicle	<input type="checkbox"/> 人のみ only Passengers	<input type="checkbox"/> 車両 + 人 Car/Bike+Passengers		※予約番号は、お帰りの高松・坂手港で必要です。きっぷ購入後も大切に保管ください。								
券種 Ticket Type	<input type="checkbox"/> 各種セット券		<input type="checkbox"/> 片道券 One way	<input type="checkbox"/> 往復券 Round	〔 発売日から、14 日間有効 〕							

乗船される方の情報 Boarding Applicants	No. 予約番号	代表者名 (運転手) Applicant (Driver)			年齢 Age	才
	1	住所 Address				
		携帯番号 (必須) Mobile phone No. (携帯をお持ちでない方は、ご自宅の電話番号)			会社名 (業務用車両の方のみ)	
	2	氏名 Name	大人 小学生 幼・乳	Age	車両の情報・記入欄 Vehicle Type	
	3	氏名 Name	大人 小学生 幼・乳	Age	乗用車 Car <input type="checkbox"/> 普通車 (6m 未満) Ordinary <input type="checkbox"/> 軽自動車 Mini	
	4	氏名 Name	大人 小学生 幼・乳	Age	二輪車 Bike <input type="checkbox"/> バイク Motor Bike 排気量 () cc <input type="checkbox"/> 自転車 Bicycle	
	5	氏名 Name	大人 小学生 幼・乳	Age	その他 Other <input type="checkbox"/> トラック/牽引 (6m 以上) Truck / Tractor () m <input type="checkbox"/> バス Bus	
	6	氏名 Name	大人 小学生 幼・乳	Age	車両のナンバープレート (必須) License plate No.	
	7	氏名 Name	大人 小学生 幼・乳	Age	[下 4 桁の数字のみ] [] [] - [] []	
	8	氏名 Name	大人 小学生 幼・乳	Age		

個人情報、プライバシーポリシーに基づき取り扱います。弊社ダイヤ改正・キャンペーン案内が不要な方は、 印を⇒ 案内不要

(4)Waiting for boarding (乗船までの待ち時間)

1) Passengers boarding on foot

Please line up at the boarding entrance or wait in the waiting room of the 2nd floor.

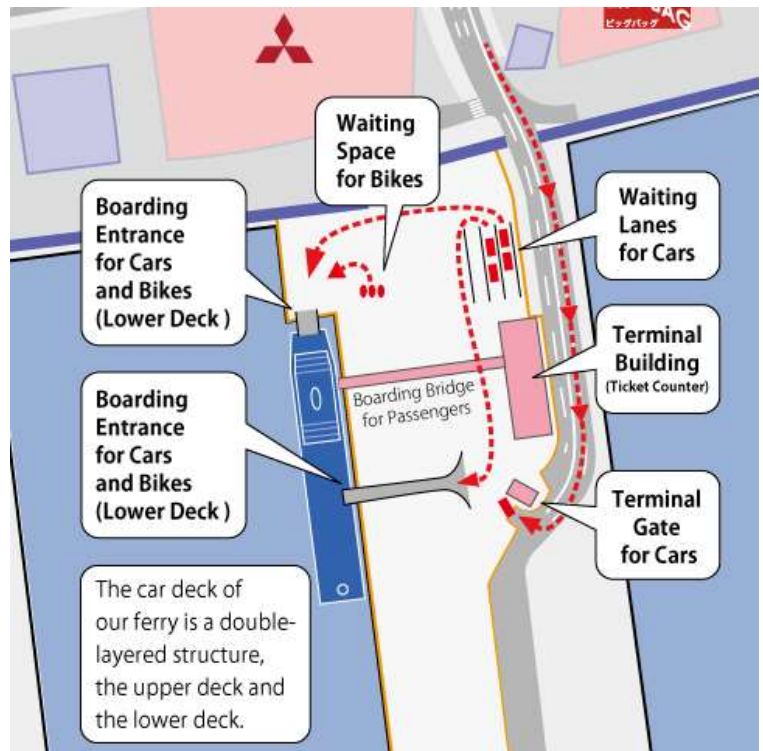
2) Passengers boarding in your car or on your motorcycle

After buying your tickets, please wait in your car or beside your motorcycle.

*It is also possible for the non-drivers to get on board through the boarding entrance of the 2nd floor of the terminal building. However, in that case, it is necessary to bring their own tickets when they get on board. If the non-drivers line up at the boarding entrance without their own tickets or they bring the ticket for their car by mistake by any chance, it might be possible for both your car and non-drivers to be unable to get on board. Please be careful about your tickets.

(5) Boarding (Tickets examination) (乗船開始・改札)

- Usually, boarding starts about 30 minutes before the ferry leaves port.
- The boarding entrance for the passengers boarding on foot is on the 2nd floor of the terminal building. Please hand in your ticket to the clerk at the boarding entrance before getting on board.
- There are two boarding entrances for cars and motorcycles, right hand side toward the terminal building (the boarding entrance to the lower deck) and the left hand side toward the terminal building(the boarding entrance to the upper deck). Please advance to either of them under the guidance of our staff in charge of boarding.



*It is possible for the passengers on foot to get on board in order of lining up at the boarding entrance on the 2nd floor of the terminal building.

*It is usually possible for the passengers in your car to get on board in order of the arrival at our Ferry Terminal. However, in the crowded periods, it is likely that the cars with reservations get on board before the cars without reservations. Therefore, even if your car has arrived at our Ferry Terminal early, it sometimes happens that your car gets on board after all the cars with reservations have boarded. So it is highly recommended to make a reservation if possible in the crowded periods.

*It is recommended that non-drivers get on board in their car with the driver as a rule, but it is also possible for non-drivers to get on board through the boarding entrance on the 2nd floor of the terminal building. However, in that case, it is necessary for them to bring their own tickets when they get on board. If the non-drivers line up at the boarding entrance without their own tickets or they bring the ticket for their car by mistake by any chance, it might be possible for both your car and non-drivers to be unable to get on board. Please be careful about your tickets.

8. Guide of the facilities inboard (船内のご案内)

(1) Guest rooms *In all the guest rooms, it is no smoking. (客室のご案内)

① Guest room with sofas and chairs (イス席)

……in the front side of the 2nd floor

【 Attention! 】Usually, all the seats are unreserved. But on the services of Weekends and Holidays Timetable, some seats might be reserved. The reserved seats are displayed so, on their seat covers.

② Japanese-style guest room carpeted (with the terrace) (和室)

……in the rear side of the 3rd floor

It is possible to lie down and be relaxed or take a nap.

There is a spacious terrace deck through out of the rear door of the room.

【 Attention! 】Please do not take your eyes off your children when you are on the terrace deck.

③ Ladies' rooms (for women-only) (レディースルーム)

……in the front side of the 3rd floor

There are three rooms for women only in the front of the 3rd floor. One of them is with sofas and chairs, and two of them are Japanese-style carpeted rooms.

Especially, the seats of the front row in one of the rooms are special, where you can enjoy the beautiful panorama of the Inland Sea.

Usually, all the seats are unreserved. But on the services of Weekends and Holidays Timetable, some seats might be reserved. The reserved seats are displayed so, on seat their covers.

【 Attention! 】Even if they are your family members or boyfriends, it is firmly refused that men use these rooms.

④ Children's room (for children 0-6) (チャイルドルーム)

……in the front side of the 3rd floor

It is a room for children (0-6), where they can spend time enjoying with a slide and toys.

【 Attention! 】This room is only for children (0-6) and the adults who pay attention to them. It is firmly refused that all your family members use the room with your children because it might disturb the use of the other passengers.

(2) Sleeping compartments * No smoking. (シングル個室)

- Only in the 1st services (both from Kobe and from Takamatsu), it is possible to use the sleeping compartments with a single bed.
- The charge of a bed is 2,000 yen per person.
- It is possible to make an application for the use of the sleeping compartments at the ticket counter of Kobe Terminal and of Takamatsu Terminal.
- It is possible to make a reservation by telephone (Only Takamatsu-office 087-811-6688). It is possible to use the sleeping compartments without a reservation in advance.

(3) Rest rooms * In all the rest rooms, it is no smoking. (トイレ)

- At the port side on the 2nd floor, there are rest rooms for men and for women.
- There is another rest room for women, at the ladies' room on the 3rd floor.

(4) Amenity (アメニティ)

① Nursing room (授乳室)

It is in the ladies' room on the 3rd floor.

Please inquire of the clerks at the stand inboard if you need to use it.

② Bath room (for men) / Shower room (for women) (男性用のお風呂・女性用のシャワー)

In our ships, it is a non-charged bath room (which is Japanese style) **for men only** and a shower room **for women only**. Please inquire of the clerks at the stand inboard about where it is and how to use it.

In the bathroom and the shower room, there are no towels or soaps prepared. If you need them, please buy them at the stand inboard.

③Lounge and Deck with excellent view (on the 4th floor and the roof) (展望デッキ)

There is a lounge on the 4th floor. If you go out of the rear door of the lounge, there is a deck and a roof deck with an excellent view.

④Massage chairs (on the 3rd floor) (ラウンジ)

There are **two massage chairs** on the portside of the lounge. The charge is 100 yen per 15 minutes.

【 Attention! 】Please refrain from using the massage chair for a long time. We sincerely hope you use them in the spirit of the mutual concession.

⑤Amusement corner (ゲームコーナー)

It is in the lounge on the 4th floor.

(5)Stand and Light meal corner (軽食コーナー)

- At the stand, there are souvenirs of Kobe and Shikoku, snacks, magazines, blankets, pillows, earplugs, cards, and Jumbo Ferry original T-shirts, etc.
- At the light meal corner, there are udon(noodle), coffee, soft ice cream, and roasted sausages.
- In the services of "Kompira 2", you can relish our Sanuki Udon on the stools on the window side of the snack corner, while enjoying the view of the Inland Sea. In the services of "Ritsurin 2", there is a stand-up light meal counter.
- **Please eat your udon in the light meal corner. It is not possible to eat your udon in the guest rooms or other spaces.**

【 Attention! 】The stand and the light meal corner will open after leaving port. Please acknowledge beforehand that the clerks occasionally close the stand and the light meal corner for the rounds inboard.

(6)Smoking space (喫煙スペース)

- **On the deck out of the cabin of the 4st floor, there is a “smoking” space.
Except for this smoking space, all of the cabins of our ferries are “no smoking”.**

(7)For the passengers in wheelchairs (車いすの方)

- Please inquire of the clerks at the ticket counter before boarding even if you get on board in your car. The clerks are ready to give hands.

(8)Pets (ペットについて)

- When you bring your pets onto our ferries, please put them in the cage without fail.
- It is not accepted to bring your pets into the Japanese-style guest room on the 3rd floor, and the two Japanese-style guest rooms in Lady's room even if you put them in the cage.
- If you don't have a cage, please keep them in your car or chain them on the deck outside.

(9)Outlets inboard (電源について)

【 Attention! 】

The power supply outlets inboard are for our business use basically, but it is possible to charge only portable electronic equipments. Please refrain from using the outlets for the use of other home appliances without permission for the safety of the sailing.

(10)Blankets and pillows (まくら、毛布)

- There are neither lending blankets nor lending pillows in the guest rooms though there is a Japanese-style carpeted room where you can lie down and take a nap. (*In the stand inboard, it is possible to buy blankets and pillows for about 500~1000 yen.)
- **There are temperature differences in the guest rooms because of the differences of effectiveness of air-conditioning. Please feel free to spend your time in the place you prefer because all the seats are unreserved (Excluding sleeping compartments and reserved seats which are prepared on only the days of Weekends and Holidays Timetable.).**

9. For the passengers boarding from Takamatsu (高松からご乗船のお客様へ)

Access to our Takamatsu Terminal (高松のりばへのアクセス)

In the Takamatsu "East" Port

Address: Takamatsu-shi, Asahi-machi, 5-12-1 Telephone: 087-811-6688

《For the passengers using the public transportation》

- There run free courtesy buses between JR Takamatsu Station and our Takamatsu Jumbo Ferry Terminal.
- The Bus stop of our courtesy buses is No.8 in the bus terminal in front of JR Takamatsu station.

[There are two bus terminals in front of JR Takamatsu station, north side one is for city buses and south side one is for intercity buses. So, our courtesy buses use north side bus terminal.]

[Our courtesy buses make a brief stop at "Kenritsu-chuuou Hospital" between JR Takamatsu Station and our ferry terminal. Please don't get off at "Kenritsu-chuuou Hospital".]



[Courtesy Bus Timetable] from JR Takamatsu Station to Jumbo Ferry Terminal

《Weekdays Timetable》 (平日ダイヤ)

- ① Buses connecting with the 1st ferry service (leaving Takamatsu at am 01:00)
-- Leaving JR Takamatsu Sta. at 23:30 and at 24:20
- ② A bus connecting with the 2nd ferry service (leaving Takamatsu at 06:15)
--- Leaving JR Takamatsu Sta. at 06:00
- ③ A bus connection with the 3rd ferry service (leaving Takamatsu at 14:00)
--- Leaving JR Takamatsu Sta. at 13:20
- ④ A bus connecting with the 4th ferry service (leaving Takamatsu at 19:15)
--- Leaving JR Takamatsu Sta. at 18:45

《Weekends and Holidays Timetable》 (土休日ダイヤ)

- ① Buses connecting with the 1st ferry service (leaving Takamatsu at am 01:00)
-- Leaving JR Takamatsu Sta. at 23:30 and at 24:20
- ② A bus connecting with the 2nd ferry service (leaving Takamatsu at 06:00)
--- Leaving JR Takamatsu Sta. at 05:30
- ③ Buses connection with the 3rd ferry service (leaving Takamatsu at 14:00)
--- Leaving JR Takamatsu Sta. at 13:00 and at 13:30
- ④ A bus connecting with the 4th ferry service (leaving Takamatsu at 16:30)
--- Leaving JR Takamatsu Sta. at 15:50